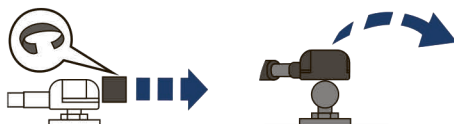


Attention! If it's needed to remove installed gas strut, disassemble how shown on the picture. Operate with the hood being totally open.



Check vehicle manual



After installation, check the correct operation of all elements.

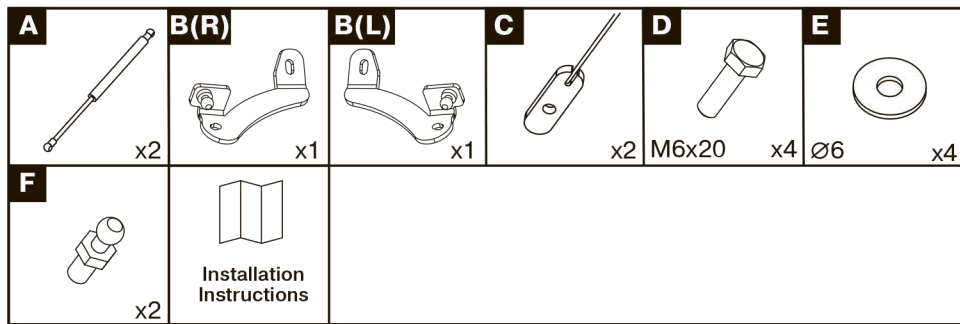
Isuzu D-max

HOOD STRUT KIT

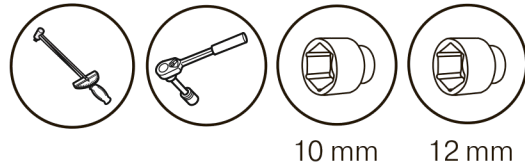
Installation Instructions



Model year:	2021-
Part No.:	2A.ST.9102.1
Compatibility:	all types
Weight:	⚖️ 1 kg
Installation time:	🕒 30 min



Required Tools:



⚠ Attention!

Before installation of gas struts, open the hood and check that there is no additional equipment installed in engine bay which can block installation.

